

Directions to Login to RRPS.NET and All School Websites

(This is for RRPS Staff only, parents do not need to login, *Non-RRPS Staff login directions - bottom of page)

Login at Work: Click the **Login** link at the top of the page, and you will be automatically logged in.



Once logged in your email address will appear just to the left of the **Logout** link.

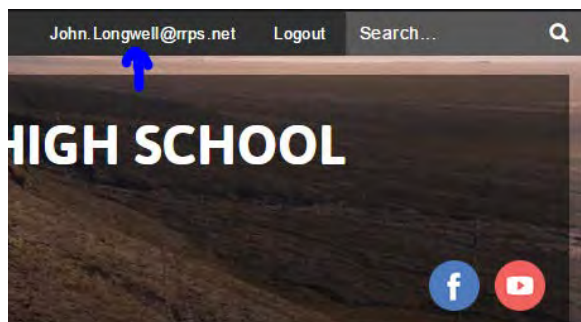
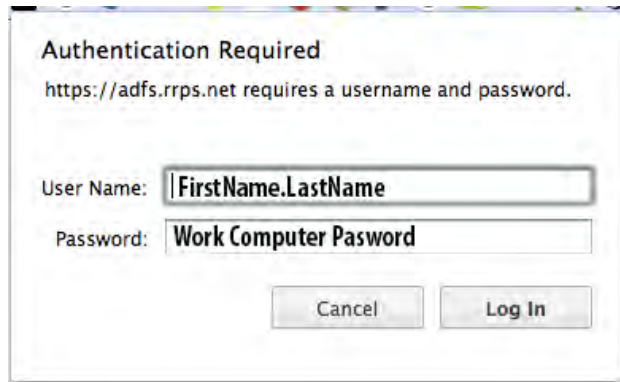


Login when not at Work:

Click the **Login** link at the top of the page, and another page will open with a login box.



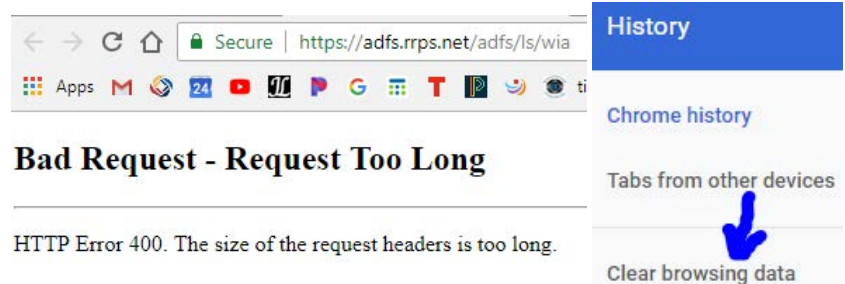
Enter your work computer Username (FirstName.LastName)* & Password, then click the **Log In** button.
*Veteran Employees Username may be First Initial LastName. (Ex: JLongwell)



You will now be logged in as above.

Error when logging in

If you see this message (screenshot) Clear browser history (click **Ctrl + H**), then Click **Clear Browser Data**, then login again.



***Non-rrps staff login:** Click **Alternate Login** link at the bottom footer of any page, (right of the copyright). Use your username & password to login on next screen.

