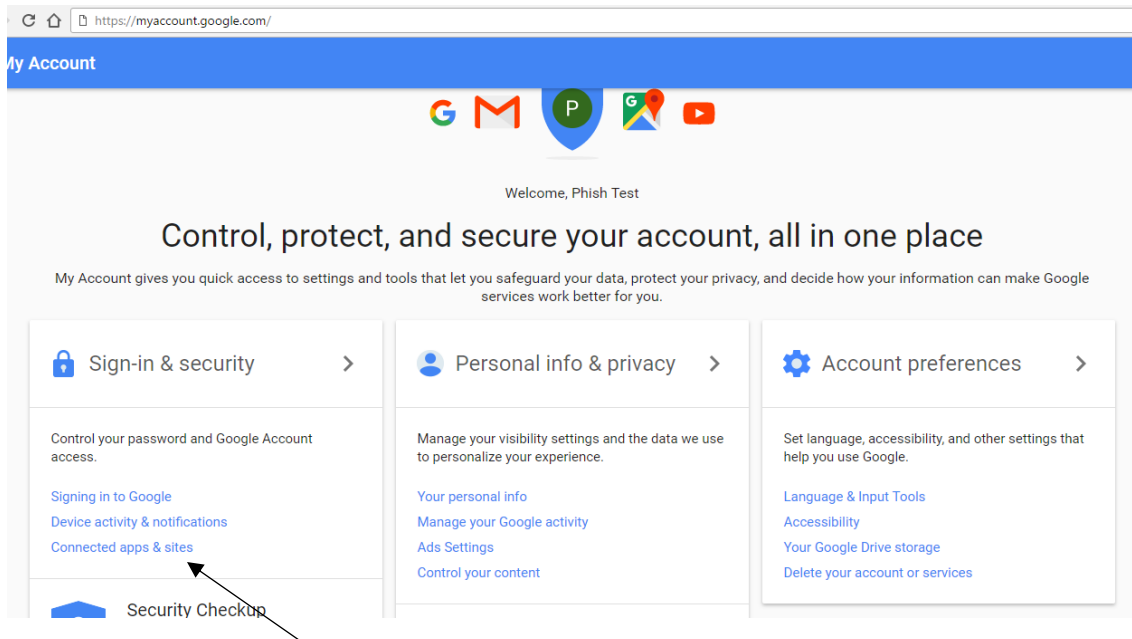
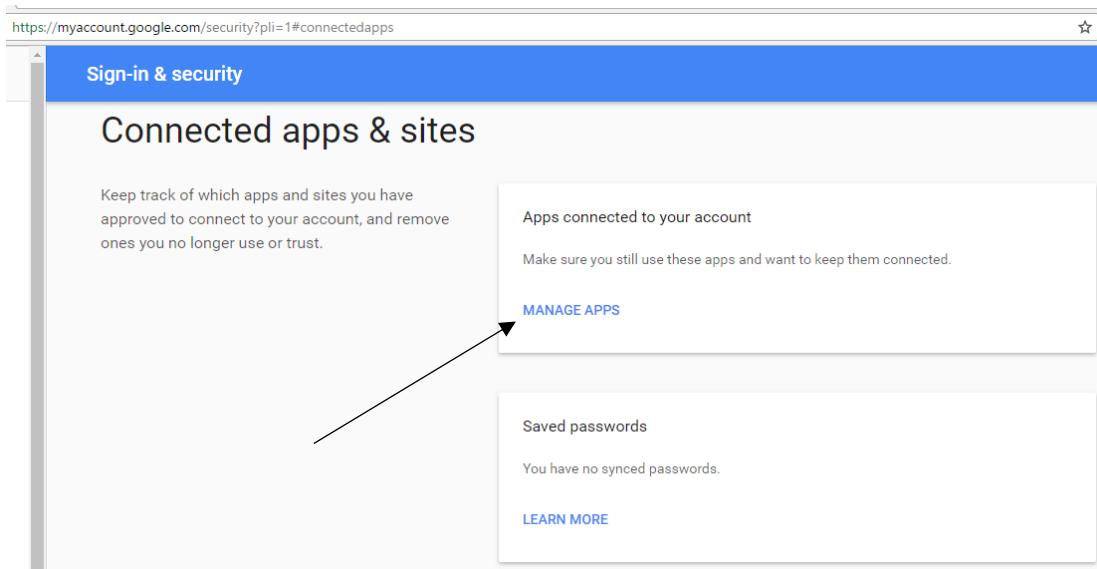


Removing fake “Google Docs” App

1. Open a browser and navigate to <https://myaccount.google.com/>



2. At the bottom, left column click **“Connects Apps & Sites”**.



3. Remove the compromised "Google Docs" app from your account.


Verizon LTE * 1:21 PM

myaccount.google.com



Google Phish P

← Apps connected to your account ?

You've authorized access to your Google Account for the apps and sites listed below. [Learn more](#)

**Google Docs**
Has access to Gmail, Google Contacts
REMOVE

Google Docs has access to:

-  **Gmail**
Read, send, delete, and manage your email
-  **Google Contacts**
Manage your contacts

Authorization date:
Just now

Google Terms & Privacy Help

< > [Share] [Bookmarks] [Tabs]