

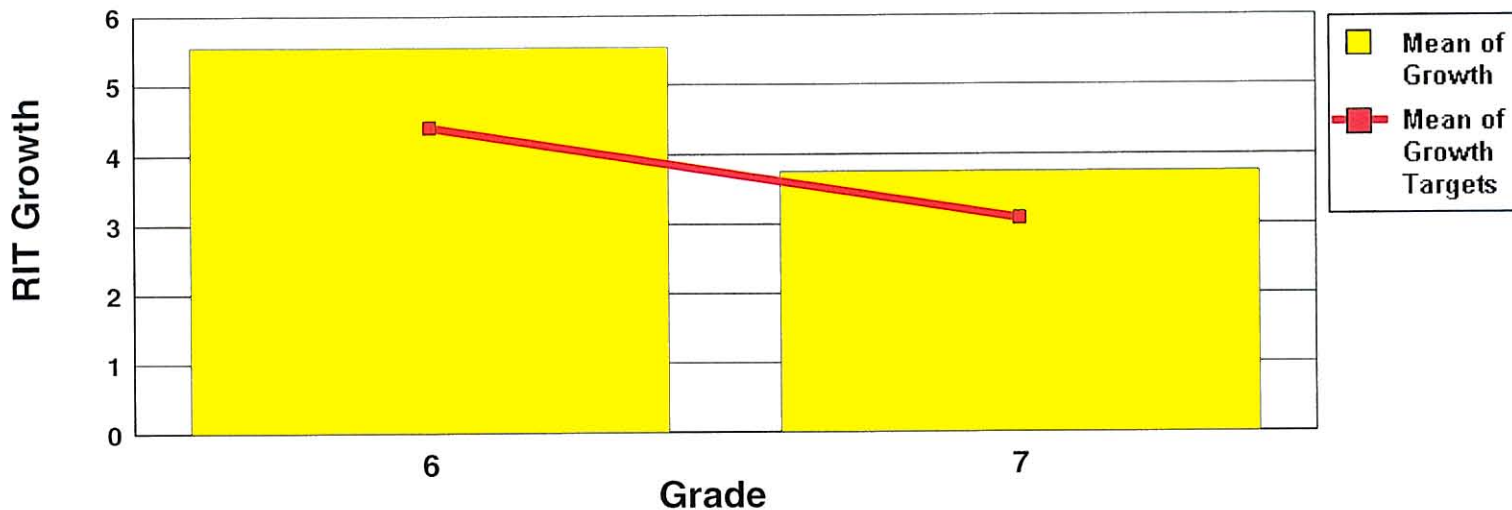
Student Growth Summary - Fall 2007 to Spring 2008

District: Rio Rancho Public Schools
 School: Eagle Ridge Middle School

* (Small Group Summary Display is ON)

Language Usage	Count	Fall 2007		Spring 2008		Growth			Mean Growth Target **	Growth Index	Percent of Target	Count Meeting Growth Target	Percent Meeting Growth Target
		Mean RIT	Std Dev	Mean RIT	Std Dev	Std Mean	Std Dev	Std Error					
Grade 6	234	209.2	12.5	214.7	10.6	5.5	8.2	0.5	4.4	1.1	125.9	143	61.1
Grade 7	270	216.1	11.4	219.8	9.6	3.7	7.1	0.4	3.1	0.7	122.0	151	55.9

Language Usage



* Summary data for groups with less than 10 students are shown as selected, but may not be statistically reliable.

** All Targets based on NWEA 2005 RIT Scale Norms

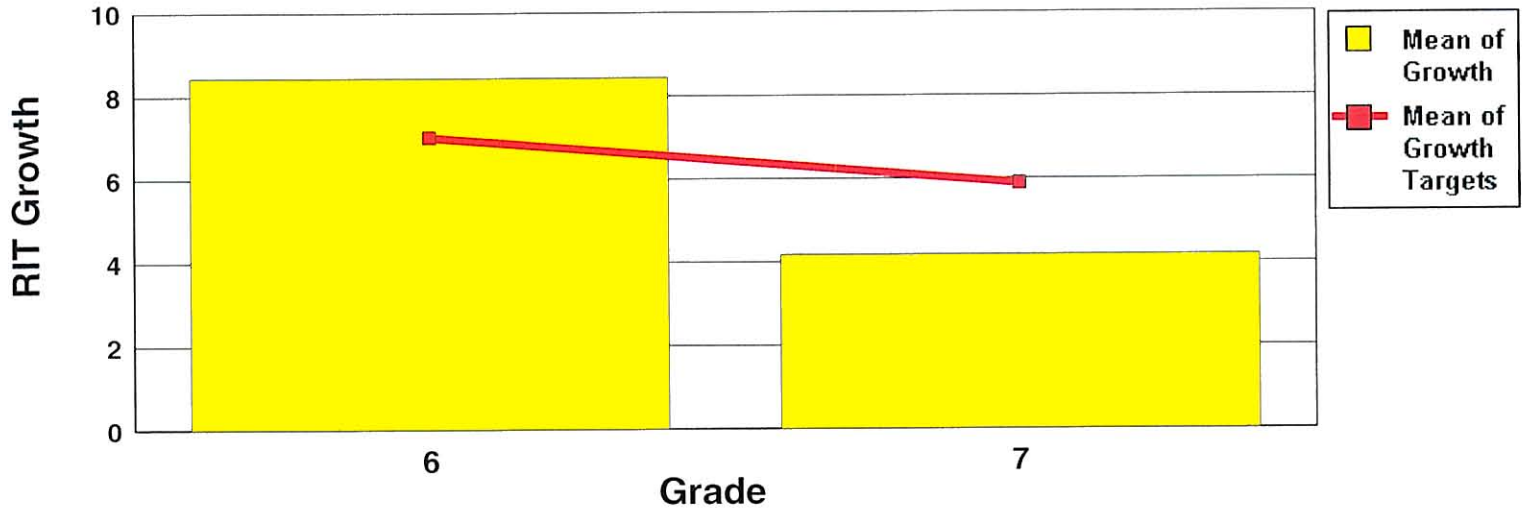
Student Growth Summary - Fall 2007 to Spring 2008

District: Rio Rancho Public Schools
 School: Eagle Ridge Middle School

* (Small Group Summary Display is ON)

Mathematics		Fall 2007		Spring 2008		Growth			Mean Growth Target **	Growth Index	Percent of Target	Count Meeting Growth Target	Percent Meeting Growth Target
		Mean RIT	Std Dev	Mean RIT	Std Dev	Mean	Std Dev	Std Error					
	Count												
Grade 6	265	215.2	13.7	223.6	12.2	8.4	7.7	0.5	7.0	1.4	120.1	159	60.0
Grade 7	299	224.2	14.7	228.3	14.7	4.1	8.3	0.5	5.9	-1.7	70.9	133	44.5

Mathematics



* Summary data for groups with less than 10 students are shown as selected, but may not be statistically reliable.

** All Targets based on NWEA 2005 RIT Scale Norms

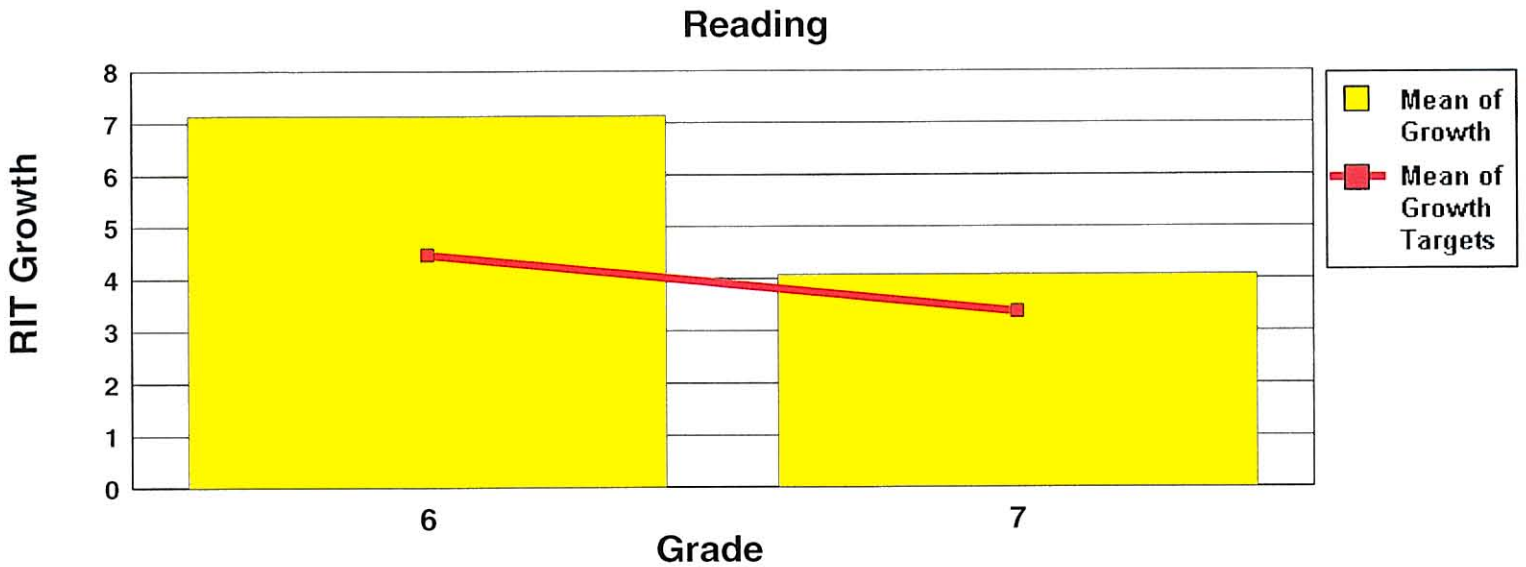
Student Growth Summary - Fall 2007 to Spring 2008

District: Rio Rancho Public Schools

School: Eagle Ridge Middle School

* (Small Group Summary Display is ON)

Reading	Count	Fall 2007		Spring 2008		Growth			Mean Growth Target **	Growth Index	Percent of Target	Count Meeting Growth Target	Percent Meeting Growth Target
		Mean RIT	Std Dev	Mean RIT	Std Dev	Mean	Std Dev	Std Error					
Grade 6	267	209.7	13.0	216.8	11.8	7.1	8.5	0.5	4.5	2.7	159.8	179	67.0
Grade 7	303	216.4	12.2	220.5	10.9	4.1	7.2	0.4	3.4	0.7	121.0	175	57.8



* Summary data for groups with less than 10 students are shown as selected, but may not be statistically reliable.

** All Targets based on NWEA 2005 RIT Scale Norms